

A unique polyherbal formulation BASANT cures vaginosis restoring healthy vagina, protects women from sexually transmitted infections and amazingly eliminates human papilloma virus from infected cervix

Talwar G.P*, Jagdish C. Gupta, Rajyashri Sharma, B.C. Das, Kavita Bansal, Gustavo F. Doncel, John T. Schiller, Manoj K. Pastey, Aruna Mittal, Ajay George Varghese

Department of Medicine, ³Amity University, Uttar Pradesh, India.

Accepted on 17 March, 2021

Description

BASANT is composed of Curcumin (diferuloyl methane), Aloe vera, purified extracts of Amla (*Emblica Officinalis*) and Neem (*Azadirachta Indica*) along with pharmacopially approved excipients. It has remarkable efficacy of curing Vaginosis (abnormal vaginal discharge), restoring vaginal pH to 4.5 of healthy vagina. It is effective also in women incurable by antibiotics: Metronidazole, Clinmamyacin plus chlortrimazole [1].

BASANT inhibits the growth of all WHO strains and clinical isolates of *N.gonorrhoeae*, including those resistant to penicillin, tetracycline, nalidixic acid and ciproflaxin. It has pronounced inhibitory action against *Candida glabrata*, *Candida albicans* and *Candida tropicalis* isolated from women with vulvo-vaginal candidiasis, including those resistant to azole drugs and amphotericin B [2]. BASANT exercises high virucidal action against HIV and inhibits the entry of HIV in cells with either CCR5 or CXCR4 receptors. It not only kills HPV-16, but is also astonishingly effective in eliminating HPV-16 from infected cervical cells rendering the Pap smear to normal state.

With due approval of Drugs Regulatory Authorities, it has undergone successfully safety and efficacy trials. It has been passed onto a company M/s Bipha Drug Laboratories, Kerala for making it available to public [3].

Vaginosis is a widely prevalent syndrome. A high percentage of women suffer from abnormal discharge and their vaginal pH goes above the normal healthy pH of 4.5. Insertion of one capsule of BASANT manually in the vagina for seven nights cures fully Vaginosis (Figure1). Summarizes the findings in a typical case [4].

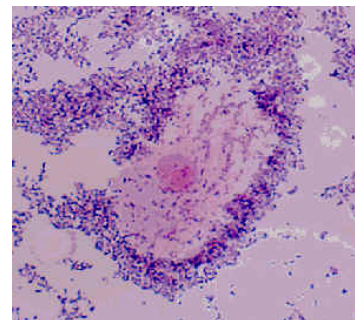


ON ENROLLMENT

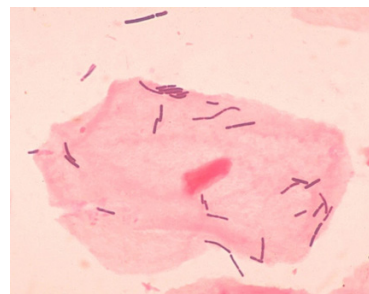


AFTER TREATMENT

Figure 1(a): Relief from abnormal vaginal discharge [5].



ON ENROLLMENT



AFTER TREATMENT

Figure 1(b): Disappearance of Clue cells.

An illustrative representation of a typical woman suffering from recurring episodes of Vaginosis [6].

Citation: Talwar GP, Gupta JC, Sharma R, et al.. A unique polyherbal formulation BASANT cures vaginosis restoring healthy vagina, protects women from sexually transmitted infections and amazingly eliminates human papilloma virus from infected cervix Res Report Gyn obs 2021;2(1):1-2.

The abnormal vaginal discharge disappears revealing a healthy vagina. Also the abnormal Clue cells are no longer visible. The pH of vagina returns to 4.5, the pH of a healthy vagina. In many women, the unpleasant odour of an unhealthy vagina gets also cured [7].

Sexual tract infections

BASANT inhibits all WHO strains and clinical isolates of Neisseria gonorrhoeae, including those resistant to penicillin, tetracycline, nalidixic acid and ciprofloxacin.

It has also pronounced inhibitory action against Candida glabrata, Candida albicans and Candida tropicalis isolated from women with vulvovaginal candidiasis, including three isolates resistant to azole drugs and amphotericin [8].

BASANT inhibits Chlamydia trachomatis invitro and invivo (Figure 2).

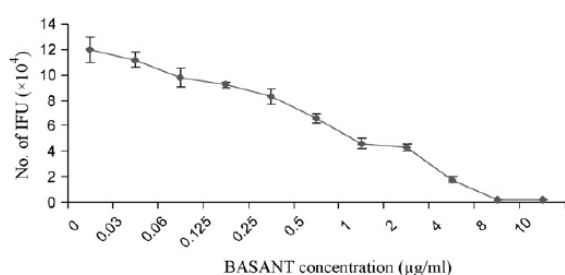


Figure 2: Inhibitory effects of BASANT on Chlamydia trachomatis serovar D (D/UW-3/Cx) using the post-infection incubation method. Standard deviations

from triplicate tests are indicated by error bars. The minimum inhibitory concentration (MIC) was 8 µg/mL BASANT. IFU, inclusion forming units [9].

Efficacy against HIV: Then the great interest is its efficacy against HIV. It prevents the entry of HIV in lymphocytes of all strains tested including those employing either CCR4 or CCR5 receptors.

Remarkable action of BASANT against Human Papilloma Virus (HPV)

Carcinoma of cervix is a major cancer of women. It is initiated by infection of cervical cells by a virulent strain of HPV16 or HPV18. Initial infection of cells by HPV renders Pap smear abnormal [10].

In collaboration with Gynaecologists, we observed that treatment of women at early stage of infection, who are HPV16

positive, and whose Pap smear is abnormal, rendered every one of eleven out of eleven women tested, HPV16 negative from HPV16 positivity status.

References

1. Prange R, Wright A, DeLong J, et al. A review on the successful adoption of Dynamic Controlled-Atmosphere (DCA) storage as a replacement for diphenylamine(DPA), the chemical used for control of superficial scald in apples and pears. International Controlled and Modified Atmosphere Research Conference. 2013;1071:389-396.
2. Nawar WW. Food Chemistry. Emerging Technol. 1996;5:225-319.
3. Martindale W, Schiebel W. The impact of food preservation on food waste. Food J. 2017;119 (12):2510-2518.
4. Chemat F, Rombaut N, Meullemiestre A, et al. Review of green food processing techniques. Preservation, transformation and extraction. Innovative Food Sci. 2017;41;357-377.
5. Karel M, Lund DB. Physical Principles of Food Preservation. Food J. 2003a;4:170-236.
6. Karel M, Lund DB. Physical Principles of Food Preservation. Food J. 2003b;4:237-275.
7. Augusto PED, Soares BMC, Castanha N. Conventional technologies of food preservation. Innov Tech Food Pre. 2018;3:323.
8. Gebhardt B, Sperl R, Carle R, et al. Assessing the sustainability of natural and artificial food colorants. J Cleaner Prod. 2020;260:120884.
9. Waseeh MA, Rahman AA, Khan NS. Effects of artificial food additives in Vietnam Koi, Anabus testudineus (Bloch, 1792) pond culture system. Int J Fisheries Aquatic Res. 2020;5(3):50-4.
10. Dresler C, Uthoff K, Wahlers T, et al . Open heart operations after renal transplantation. Ann Thorac Surg. 1997; 63 :143-146.

*Correspondence to

Dr. Talwar GP

Department of Medicine

Amity University

Uttar Pradesh, India

E-mail: gptalwar@gmail.com